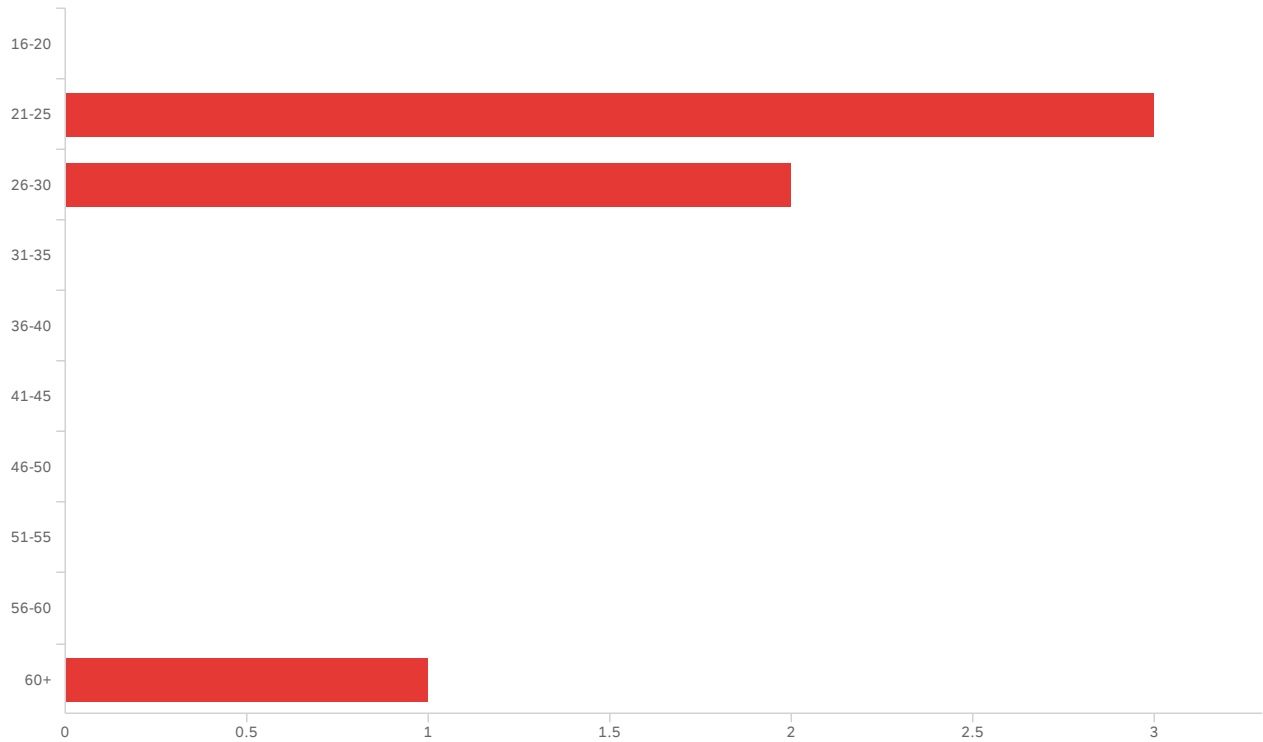


# Default Report

DC Guitar Studio Employee Survey

February 27, 2023 8:01 PM MST

## Age - How old are you?



| # | Field            | Minimum | Maximum | Mean | Std Deviation | Variance | Count |
|---|------------------|---------|---------|------|---------------|----------|-------|
| 1 | How old are you? | 2.00    | 10.00   | 3.67 | 2.87          | 8.22     | 6     |

| # | Field | Choice Count |
|---|-------|--------------|
| 1 | 16-20 | 0.00% 0      |
| 2 | 21-25 | 50.00% 3     |
| 3 | 26-30 | 33.33% 2     |
| 4 | 31-35 | 0.00% 0      |
| 5 | 36-40 | 0.00% 0      |
| 6 | 41-45 | 0.00% 0      |

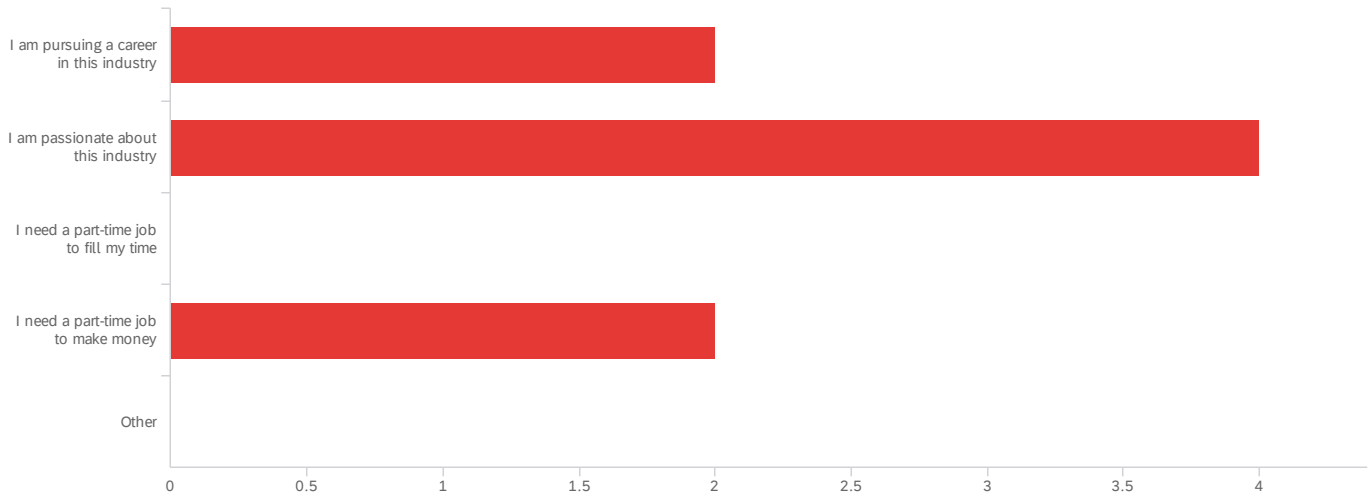
| #  | Field | Choice Count |
|----|-------|--------------|
| 7  | 46-50 | 0.00% 0      |
| 8  | 51-55 | 0.00% 0      |
| 9  | 56-60 | 0.00% 0      |
| 10 | 60+   | 16.67% 1     |

6

Showing rows 1 - 11 of 11

# Job Description - Which of the following best describes why you work at DC Guitar

## Studio?



| # | Field   | Minimum | Maximum | Mean | Std Deviation | Variance | Count |
|---|---|---------|---------|------|---------------|----------|-------|
| 1 | Which of the following best describes why you work at DC Guitar Studio? - Selected Choice | 1.00    | 4.00    | 2.25 | 1.09          | 1.19     | 8     |

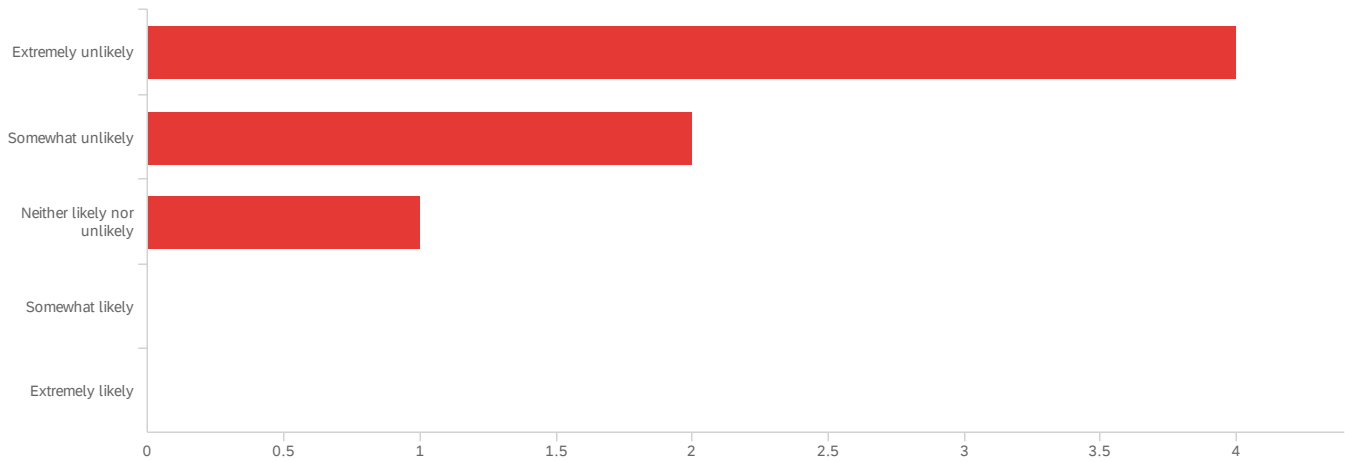
| # | Field                                   | Choice Count |
|---|---|--------------|
| 1 | I am pursuing a career in this industry | 25.00% 2     |
| 2 | I am passionate about this industry     | 50.00% 4     |
| 3 | I need a part-time job to fill my time  | 0.00% 0      |
| 4 | I need a part-time job to make money    | 25.00% 2     |
| 5 | Other                                   | 0.00% 0      |
|   |   | 8            |

Showing rows 1 - 6 of 6

## Q15\_5\_TEXT - Other

|       |
|-------|
| Other |
|-------|

## Q12 - How likely are you to leave in the next 6 months?



| # | Field   | Minimum | Maximum | Mean | Std Deviation | Variance | Count |
|---|---|---------|---------|------|---------------|----------|-------|
| 1 | How likely are you to leave in the next 6 months? | 1.00    | 3.00    | 1.57 | 0.73          | 0.53     | 7     |

| # | Field                       | Choice Count |
|---|-----------------------------|--------------|
| 1 | Extremely unlikely          | 57.14% 4     |
| 2 | Somewhat unlikely           | 28.57% 2     |
| 3 | Neither likely nor unlikely | 14.29% 1     |
| 4 | Somewhat likely             | 0.00% 0      |
| 5 | Extremely likely            | 0.00% 0      |
|   |                             | 7            |

Showing rows 1 - 6 of 6

## Fav Part - What is your favorite part about your job?

What is your favorite part about your job?

---

My students

Explaining the guitar to new guitar buyers

I get to teach kids Guitar, life lessons, and just be their friend.

Being around people that are passionate about the same things I am.

Just being able to teach and making an impact on my students.

Learning to fix things on guitars and interacting with customers.

## Least Fav Part - What is your least favorite about your job?

What is your least favorite about your job?

---

Lack of communication between staff

Protecting guitars from being damaged by customers

So many students all want the same time slots

Not much

living an hour away

Don't have any.

# Attractive - What could make your job more attractive?

What could make your job more attractive?

---

Raises based on length of time employed

Maybe bigger display counters

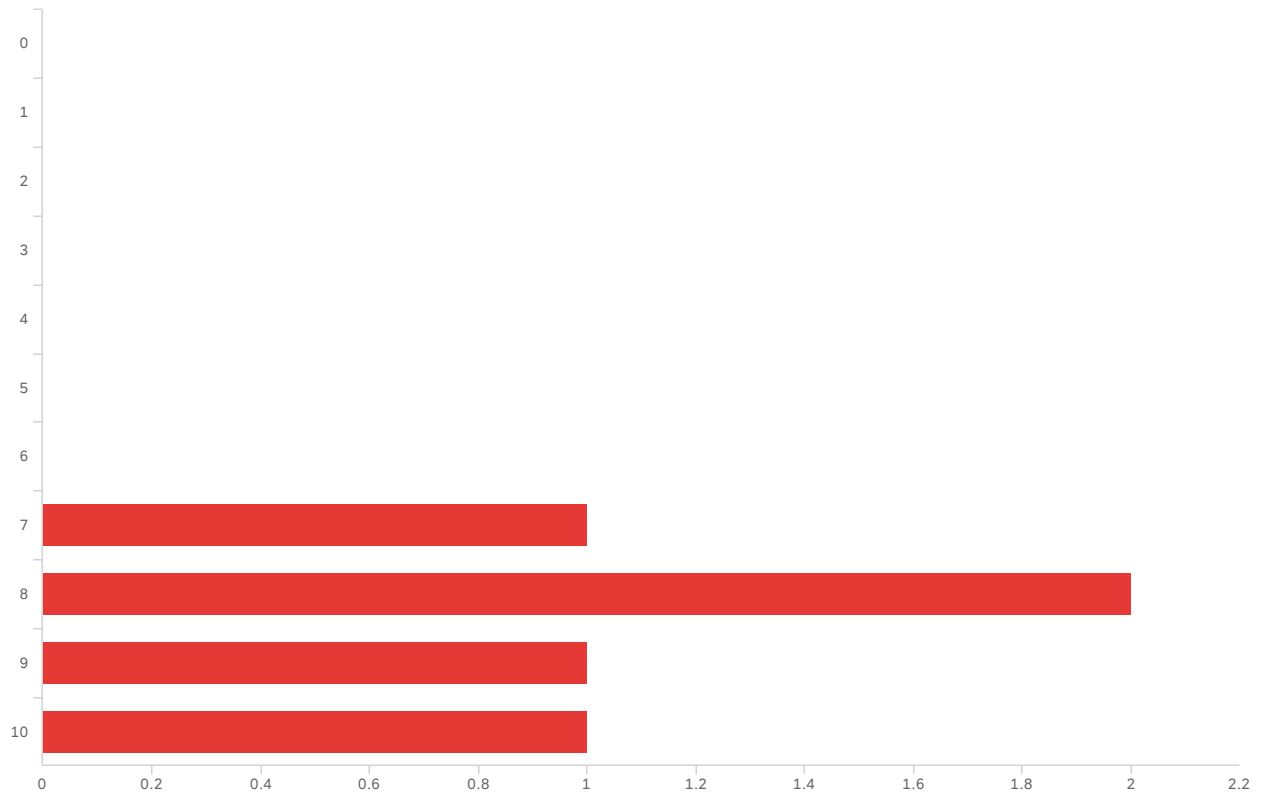
Transparency in the business

A bit of a raise.

n/a

Being more busy.

## Happiness - On a scale of 1-10, how happy are you working here?



| # | Field   | Minimum | Maximum | Mean | Std Deviation | Variance | Count |
|---|---|---------|---------|------|---------------|----------|-------|
| 1 | On a scale of 1-10, how happy are you working here? | 7.00    | 10.00   | 8.40 | 1.02          | 1.04     | 5     |

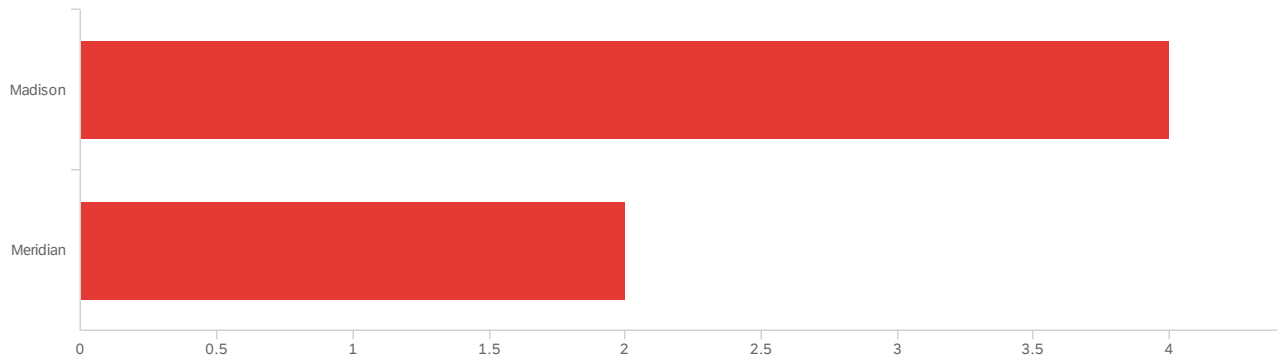
| # | Field | Choice Count |
|---|-------|--------------|
| 1 | 0     | 0.00% 0      |
| 2 | 1     | 0.00% 0      |
| 3 | 2     | 0.00% 0      |
| 4 | 3     | 0.00% 0      |
| 5 | 4     | 0.00% 0      |
| 6 | 5     | 0.00% 0      |
| 7 | 6     | 0.00% 0      |
| 8 | 7     | 20.00% 1     |



| #  | Field | Choice Count |
|----|-------|--------------|
| 9  | 8     | 40.00% 2     |
| 10 | 9     | 20.00% 1     |
| 11 | 10    | 20.00% 1     |
|    |       | 5            |

Showing rows 1 - 12 of 12

## Q22 - Which location do you work at?



| # | Field                          | Minimum | Maximum | Mean | Std Deviation | Variance | Count |
|---|--------------------------------|---------|---------|------|---------------|----------|-------|
| 1 | Which location do you work at? | 1.00    | 2.00    | 1.33 | 0.47          | 0.22     | 6     |

| # | Field    | Choice Count |
|---|----------|--------------|
| 1 | Madison  | 66.67% 4     |
| 2 | Meridian | 33.33% 2     |

6

Showing rows 1 - 3 of 3

## Q26 - What about your environment could make you happier?

What about your environment could make you happier?

---

Better communication between staff

More counter space

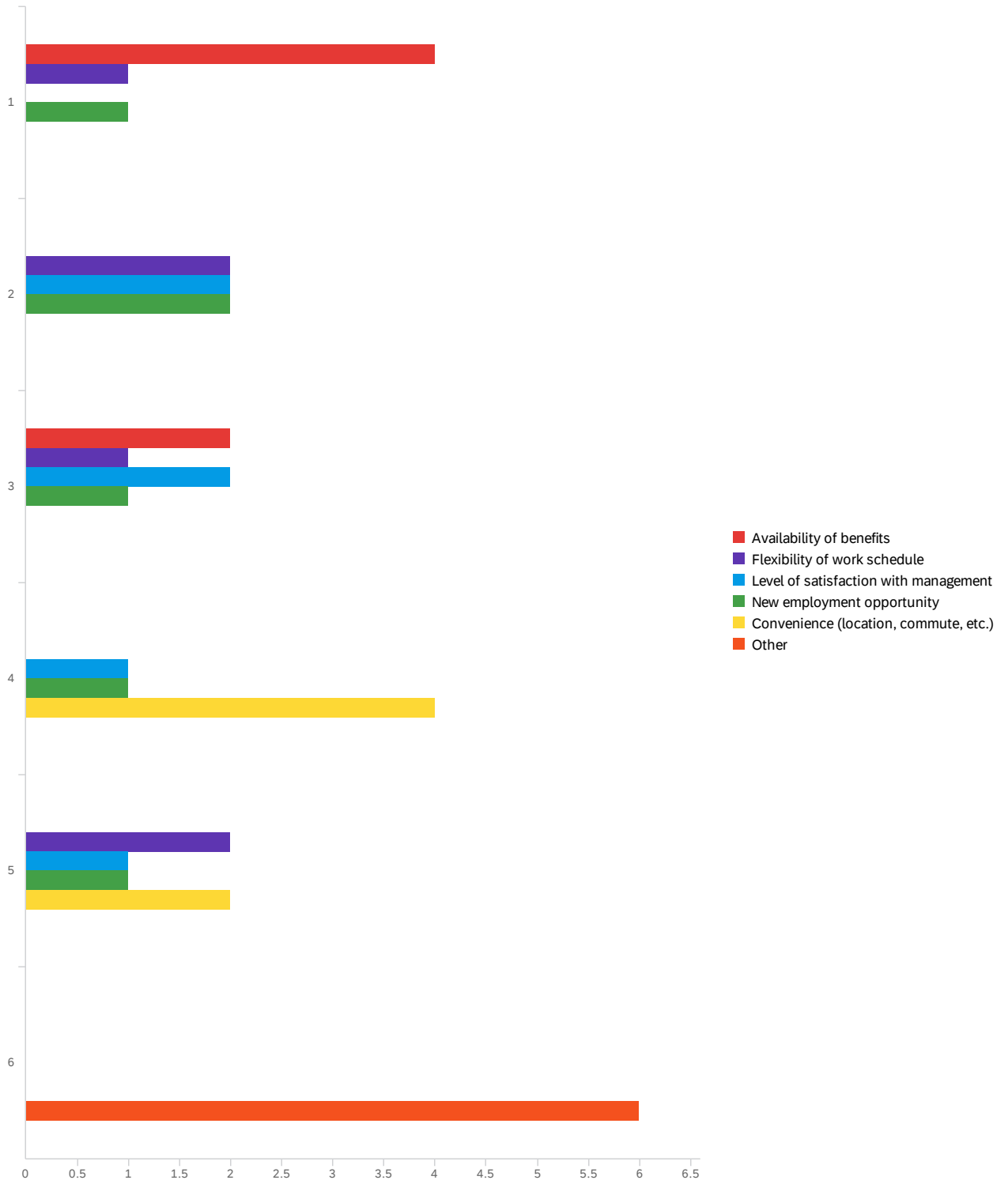
More organization, and transparency

It's good how it is.

im very content with the environment so i don't think anything could make me happier than i already am

Being busy

Q28 - In your opinion, what are the reasons for employees leaving? (This can be regarding yourself, an employee you know, or a hypothetical) Rank the following reasons with 1 being the most relevant reason, and 5 being the least relevant.

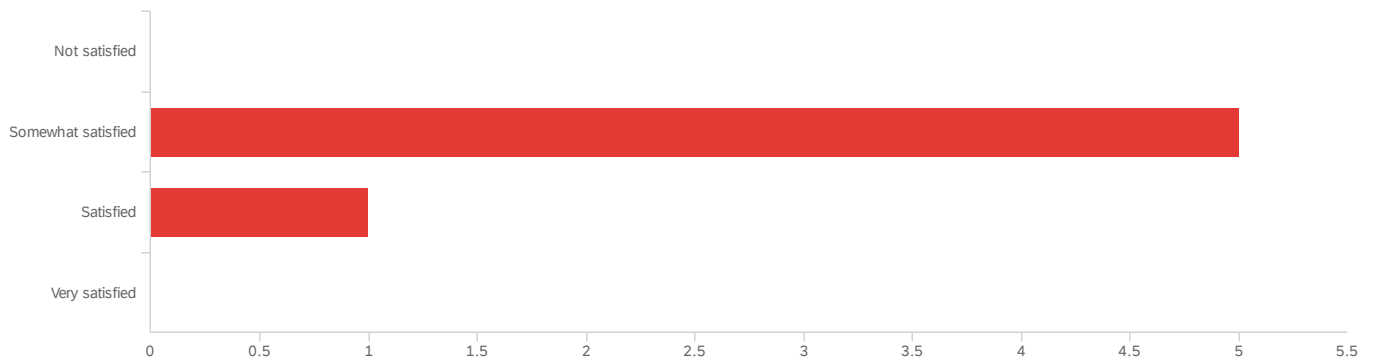


| # | Field                                 | Minimum | Maximum | Mean | Std Deviation | Variance | Count |
|---|---------------------------------------|---------|---------|------|---------------|----------|-------|
| 1 | Availability of benefits              | 1.00    | 3.00    | 1.67 | 0.94          | 0.89     | 6     |
| 2 | Flexibility of work schedule          | 1.00    | 5.00    | 3.00 | 1.53          | 2.33     | 6     |
| 3 | Level of satisfaction with management | 2.00    | 5.00    | 3.17 | 1.07          | 1.14     | 6     |
| 4 | New employment opportunity            | 1.00    | 5.00    | 2.83 | 1.34          | 1.81     | 6     |
| 5 | Convenience (location, commute, etc.) | 4.00    | 5.00    | 4.33 | 0.47          | 0.22     | 6     |
| 6 | Other                                 | 6.00    | 6.00    | 6.00 | 0.00          | 0.00     | 6     |

| # | Field                                 | 1        | 2        | 3        | 4        | 5        | 6         | Total |
|---|---------------------------------------|----------|----------|----------|----------|----------|-----------|-------|
| 1 | Availability of benefits              | 66.67% 4 | 0.00% 0  | 33.33% 2 | 0.00% 0  | 0.00% 0  | 0.00% 0   | 6     |
| 2 | Flexibility of work schedule          | 16.67% 1 | 33.33% 2 | 16.67% 1 | 0.00% 0  | 33.33% 2 | 0.00% 0   | 6     |
| 3 | Level of satisfaction with management | 0.00% 0  | 33.33% 2 | 33.33% 2 | 16.67% 1 | 16.67% 1 | 0.00% 0   | 6     |
| 4 | New employment opportunity            | 16.67% 1 | 33.33% 2 | 16.67% 1 | 16.67% 1 | 16.67% 1 | 0.00% 0   | 6     |
| 5 | Convenience (location, commute, etc.) | 0.00% 0  | 0.00% 0  | 0.00% 0  | 66.67% 4 | 33.33% 2 | 0.00% 0   | 6     |
| 6 | Other                                 | 0.00% 0  | 0.00% 0  | 0.00% 0  | 0.00% 0  | 0.00% 0  | 100.00% 6 | 6     |

Showing rows 1 - 6 of 6

## Q27 - To what extent are you satisfied with your pay?



| # | Field   | Minimum | Maximum | Mean | Std Deviation | Variance | Count |
|---|---|---------|---------|------|---------------|----------|-------|
| 1 | To what extent are you satisfied with your pay? | 2.00    | 3.00    | 2.17 | 0.37          | 0.14     | 6     |

| # | Field              | Choice Count |
|---|--------------------|--------------|
| 1 | Not satisfied      | 0.00% 0      |
| 2 | Somewhat satisfied | 83.33% 5     |
| 3 | Satisfied          | 16.67% 1     |
| 4 | Very satisfied     | 0.00% 0      |

6

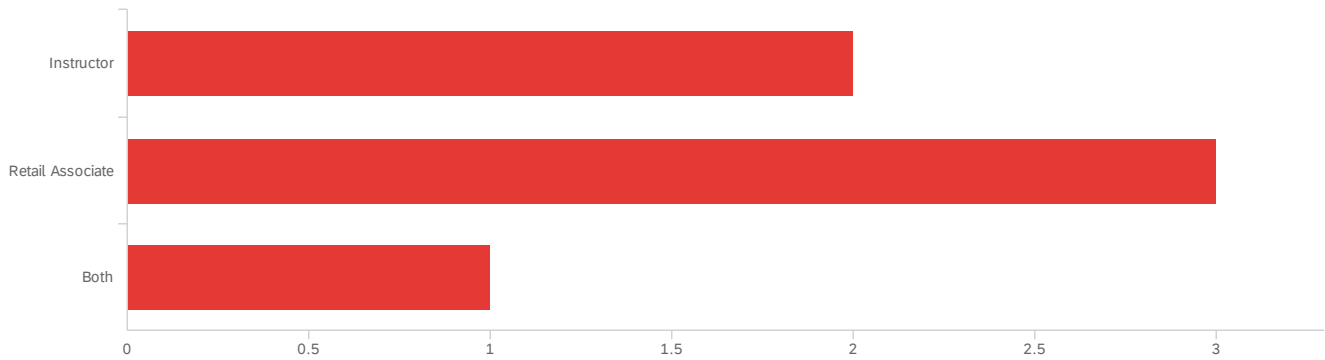
Showing rows 1 - 5 of 5

## Q29 - Why are you leaving?

Why are you leaving?

---

## Q25 - What position do you hold within the company?



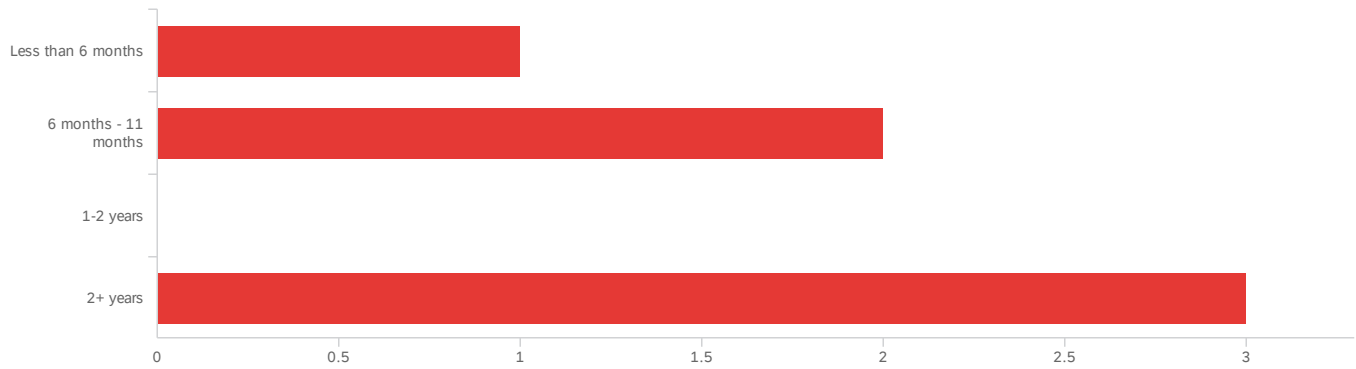
| # | Field   | Minimum | Maximum | Mean | Std Deviation | Variance | Count |
|---|---|---------|---------|------|---------------|----------|-------|
| 1 | What position do you hold within the company? | 1.00    | 3.00    | 1.83 | 0.69          | 0.47     | 6     |

| # | Field            | Choice Count |
|---|------------------|--------------|
| 1 | Instructor       | 33.33% 2     |
| 2 | Retail Associate | 50.00% 3     |
| 3 | Both             | 16.67% 1     |
|   |                  | 6            |

Showing rows 1 - 4 of 4



## Q24 - How long have you been working at DC Guitar Studio?



| # | Field   | Minimum | Maximum | Mean | Std Deviation | Variance | Count |
|---|---|---------|---------|------|---------------|----------|-------|
| 1 | How long have you been working at DC Guitar Studio? | 1.00    | 4.00    | 2.83 | 1.21          | 1.47     | 6     |

| # | Field                | Choice Count |
|---|----------------------|--------------|
| 1 | Less than 6 months   | 16.67% 1     |
| 2 | 6 months - 11 months | 33.33% 2     |
| 3 | 1-2 years            | 0.00% 0      |
| 4 | 2+ years             | 50.00% 3     |

6

Showing rows 1 - 5 of 5

**End of Report**